



Front Hollow Pipe ▲

PC Series Preset Torque Wrench

- Accuracy: ±4% in clockwise direction from 20% to 100% of capacity.
- Easy to adjust to desired torque (in the tool room, appropriate torque tester is required).
- Operator cannot change set torque by accident or by mistake.
- Various kinds of heads designed for different applications:
 - PC model: Reversible ratchet head for both Clockwise and Counter-clockwise operation and can be operated with 8 degrees swing in small spaces.
 - P C_S model: Mini size for PC model.
 - PCH model: Head holder for standard 9x12, 14x18, 24x32, 27x36mm square shank heads.
 - PCH_S model: Mini size for PCH model, head holder for mini standard 9x12mm square shank heads.



Torque Adjusting Tool

PC Model Reversible Ratchet Head Torque Wrench

Both directions, 8° swing suitable for confined space




Metric

Item No.	Square Drive	Torque Range		Length mm	Width mm	Weight kg
		N.m	Lb.ft			
PC112	1/4"	2.5-12	20-105*	184	30	0.45
PC120	1/4"	4-20	30-180*	184	30	0.45
PC230	3/8"	6-30	50-250*	214	37	0.5
PC260	3/8"	10-60	9.0-45	255	38	0.56
PC2125	3/8"	25-125	20-90	366	38	0.79
PC3200	1/2"	40-200	30-150	457	40	1.2
PC3340	1/2"	65-340	50-250	691	40	1.96
PC4500	3/4"	100-500	80-400	915	57	2.8
PC4650	3/4"	150-650	100-500	915	57	2.8
PC4800	3/4"	160-800	120-600	1030	60	5
PC41000	3/4"	200-1000	150-750	1260	60	6
PC51000	1"	200-1000	150-750	1260	60	6
PC51500	1"	300-1500	200-1100	1610	60	8
PC52000	1"	400-2000	300-1500	1910	60	9.5
PC53000	1"	600-3000	400-2200	2010	60	9.9

*Unit is Lb.in

PCH Model Rectangular Shank Head Holder Torque Wrench

For rectangular shank head inserts



Metric

Item No.	Shank Size mm	Torque Range		Length mm	Width mm	Weight kg
		N.m	Lb.ft			
PCH920	9X12	4-20	30-180*	155	28	0.24
PCH925	9X12	5-25	45-225*	178	28	0.28
PCH935	9X12	7-35	60-300*	205	20	0.34
PCH950	9X12	5-50	4.0-40	240	28	0.4
PCH960	9X12	10-60	9.0-45	240	28	0.4
PCH985	9X12	15-85	12-60	310	28	0.51
PCH9120	9X12	25-120	20-90	355	28	0.6
PCH9180TI	9X12	36-180	26-130	600	22	1.2
PCH14200	14X18	40-200	30-150	417.5	32	0.86
PCH14300	14X18	50-300	40-225	681.5	32	1.3
PCH14340	14X18	60-340	50-250	681.5	32	1.3
PCH24500	24X32	100-500	80-400	910	56	2.3
PCH24650	24X32	150-650	100-500	1030	56	2.56
PCH24800	24X32	160-800	120-600	1030	56	4.8
PCH241000	24X32	200-1000	150-750	1260	56	5.7
PCH271500	27X36	300-1500	200-1100	1610	64	7.8
PCH272000	27X36	400-2000	300-1500	1910	64	9.2
PCH273000	27X36	600-3000	400-2200	2010	64	9.6

*Unit is Lb.in

PC_S Series Mini Preset Torque Wrench

PC_S Model

Reversible Ratchet Head Torque Wrench
Both directions, 8° swing suitable for confined space



Metric

Item No.	Square Drive	Torque Range		Length mm	Width mm	Weight kg
		N.m	Lb.in			
PC15S	1/4"	1-5	10-45	162	29	0.25
PC110S	1/4"	2-10	20-90	173	29	0.26
PC115S	1/4"	3-15	30-140	183	29	0.28

PCH_S Model


Rectangular Shank Head Holder Torque Wrench
For rectangular shank head inserts



Metric

Item No.	Shank Size mm	Torque Range		Length mm	Width mm	Weight kg
		N.m	Lb.in			
PCH95S	9X12	1-5	10-45	145	22	0.22
PCH910S	9X12	2-10	20-90	155	22	0.23
PCH915S	9X12	3-15	30-140	165	22	0.25
PCH940S	9X12	8-40	70-350	233	22	0.38


The dedicated adjusting tool can be purchased separately according to this table:



Series	Item No.	Dedicated Adjusting Tool
PC	All	DC.Q6231
PCH	PCH920, PCH925, PCH935, PCH950, PCH960, PCH985, PCH9120	DC.Q6232
	The rest	DC.Q6231
PC_S	All	DC.Q6230
PCH_S	All	DC.Q6230

100% Calibrated

Unique serial number for each torque wrench, corresponding to the certificate of calibration



Shockproof packaging

Specially designed for all series of "NovaTork" torque products

