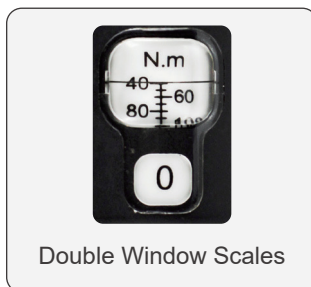




STM Series Larger View Window Scale (Click) Torque Wrench

- Accuracy: $\pm 4\%$ of the reading value.
- Unique window scale with fine increments.
- Ergonomic, non-slip handle.
- Push/Pull end cap to secure the set torque value from accidental change.
- This wrench is longer than normal torque wrench, more efficiently while long time using.
- Alloy tube, chrome plated, high strength, more durable.
- Various kinds of heads designed for different applications:
 - STM model: Reversible ratchet head for both Clockwise and Counter-clockwise operation and can be operated with 8 degrees swing in small spaces.
 - STMX model: Push-through ratchet head for clockwise and counter-clockwise operation.
 - STML / STL model: Tear-shaped ratchet head, both directions, easily operated reverse lever.
 - STMH model: Head holder, for 9x12, 14x18, 24x32mm rectangular shank heads.
 - STMR model: Round head holder $\Phi 16$, $\Phi 22$ mm accommodate varied relevant round hole inserts.



STM Model

Reversible Ratchet Head Torque Wrench

Both directions, 8° swing suitable for confined space




Metric

Item No.	Square Drive	Torque Range		Increment N.m	Length mm	Width mm	Weight kg
		N.m	Lb.ft				
STM125	1/4"	5-25	4-20	0.2	321	30	0.82
STM250	3/8"	10-50	8-40	0.5	387	38	1
STM260	3/8"	10-60	9-45	0.5	387	38	1
STM2100	3/8"	20-100	15-75	0.5	433	38	1.1
STM3100	1/2"	20-100	15-75	0.5	433	38	1.1
STM3150	1/2"	30-150	25-115	1	463	40	1.2
STM3200	1/2"	40-200	30-150	1	491	40	1.25

Item No.	Square Drive	Torque Range		Increment N.m	Length mm	Width mm	Weight kg
		N.m	Lb.ft				
STM3300	1/2"	60-300	45-225	1.5	551	40	1.4
STM3340	1/2"	60-340	50-250	2	551	40	1.4
STM3400	1/2"	80-400	60-300	2	700	40	1.65
STM4550	3/4"	100-550	80-405	3	807	57	3.1
STM4750	3/4"	150-750	110-550	5	1105	60	4
STM41000	3/4"	200-1000	150-750	5	1105	60	4
STM51500	1"	300-1500	200-1100	10	1260	72	4.5

STMX Model Push-Through Ratchet Head Torque Wrench

Both Clockwise and Counter-clockwise operation



Metric

Item No.	Square Drive	Torque Range		Increment	Length	Width	Weight
		N.m	Lb.ft				
STMX125	1/4"	5-25	4-20	0.2	328	27	0.84
STMX250	3/8"	10-50	8-40	0.5	392	37	1
STMX260	3/8"	10-60	9-45	0.5	392	37	1
STMX3100	1/2"	20-100	15-75	0.5	434	45	1.1
STMX3150	1/2"	30-150	25-115	1	504	45	1.25
STMX3200	1/2"	40-200	30-150	1	504	45	1.25
STMX3300	1/2"	60-300	45-225	1.5	556	45	1.4
STMX3400	1/2"	80-400	60-300	2	700	50	1.97
STMX4550	3/4"	100-550	80-405	3	924	70	3.67
STMX4750	3/4"	150-750	110-550	5	1076	70	4.1
STMX4850	3/4"	200-850	150-650	5	1207	70	4.5
STMX41000	3/4"	200-1000	150-750	5	1207	70	4.67
STMX51500	1"	300-1500	200-1100	10	1765	90	6.5
STMX52000	1"	400-2000	300-1500	10	1943	90	6.8

STML Model Tear-Shape Ratchet Head Torque Wrench

Both directions, easily operated reverse lever



Metric

Item No.	Square Drive	Torque Range		Increment	Length	Width	Weight
		N.m	Lb.ft				
STML125	1/4"	5-25	4-20	0.2	346	32	0.85
STML250	3/8"	10-50	8-40	0.5	401	38	0.96
STML260	3/8"	10-60	9-45	0.5	401	38	0.96
STML3100	1/2"	20-100	15-75	0.5	448	41	1.08
STML3150	1/2"	30-150	25-115	1	484	41	1.27
STML3200	1/2"	40-200	30-150	1	513	41	1.27
STML3300	1/2"	60-300	45-225	1.5	573	41	1.37
STML3340	1/2"	60-340	50-250	2	573	41	1.37

English

Item No.	Square Drive	Torque Range		Increment	Length	Width	Weight
		Lb.ft	N.m				
STL4600	3/4"	100-600	150-800	5	1210	70	4.67
STL51000	1"	200-1000	250-1350	5	1210	70	6.5


Shockproof packaging

Specially designed for all series of "NovaTork" torque wrench



STMH Model Rectangular Shank Head Holder Torque Wrench

For rectangular shank head inserts




Metric

Item No.	Shank Size	Torque Range		Increment	Length	Width	Weight
		N.m	Lb.ft				
STMH925	9x12	5-25	4-20	0.2	315	24	0.7
STMH950	9x12	10-50	8-40	0.5	376	24	0.82
STMH960	9x12	10-60	9-45	0.5	376	24	0.82
STMH9100	9x12	20-100	15-75	0.5	417	24	0.9
STMH9150	9x12	30-150	25-115	1	456	24	1.1
STMH14150	14x18	30-150	25-115	1	460	32	1.15
STMH14200	14x18	40-200	30-150	1	478	32	1.2
STMH14300	14x18	60-300	45-225	1.5	538	32	1.2
STMH14400	14x18	80-400	60-300	2	694	32	1.6
STMH14550	14x18	100-550	80-405	3	869	32	2
STMH24550	24x32	100-550	80-405	3	919	56	2
STMH24750	24x32	150-750	110-550	5	1070	56	4
STMH24850	24x32	200-850	150-650	5	1137	56	4.2

STMR Model Round Head Holder Torque Wrench

For round hole inserts



Metric

Item No.	Round Hole	Torque Range		Increment	Length	Width	Weight
		N.m	Lb.ft				
STMR1625	φ 16	5-25	4-20	0.2	319	43	0.78
STMR1650	φ 16	10-50	8-40	0.5	378	43	0.9
STMR1660	φ 16	10-60	9-45	0.5	378	43	0.9
STMR16100	φ 16	20-100	15-75	0.5	420	43	0.99
STMR16150	φ 16	30-150	25-115	1	478	43	1.1
STMR16200	φ 16	40-200	30-150	1	478	43	1.1
STMR16300	φ 16	60-300	45-225	1.5	538	43	1.2
STMR16400	φ 16	80-400	60-300	2	700	43	1.3
STMR22550	φ 22	100-550	80-405	3	793	43	3.27
STMR22750	φ 22	150-750	110-550	5	1088	43	3.85
STMR22850	φ 22	200-850	150-630	5	1088	43	3.85

100% Calibrated

Unique serial number for each torque wrench, corresponding to the certificate of calibration

